



Spring 2010

## 100 Years of Men's Basketball

IWU Athletics, Illinois Wesleyan University

Follow this and additional works at: [https://digitalcommons.iwu.edu/athletics\\_hist](https://digitalcommons.iwu.edu/athletics_hist)



Part of the [Sports Studies Commons](#), and the [United States History Commons](#)

---

### Recommended Citation

IWU Athletics, Illinois Wesleyan University, "100 Years of Men's Basketball" (2010). *History*. 6.

[https://digitalcommons.iwu.edu/athletics\\_hist/6](https://digitalcommons.iwu.edu/athletics_hist/6)

This Article is protected by copyright and/or related rights. It has been brought to you by Digital Commons @ IWU with permission from the rights-holder(s). You are free to use this material in any way that is permitted by the copyright and related rights legislation that applies to your use. For other uses you need to obtain permission from the rights-holder(s) directly, unless additional rights are indicated by a Creative Commons license in the record and/ or on the work itself. This material has been accepted for inclusion by faculty at Illinois Wesleyan University. For more information, please contact [digitalcommons@iwu.edu](mailto:digitalcommons@iwu.edu).

©Copyright is owned by the author of this document.

# Welcome

## 100 Years Men's Basketball





# Illinois Wesleyan Argus

VOL. XVIII

BLOOMINGTON, ILLINOIS, MARCH 25, 1912

No. 12

## BASKET BALL

### Wesleyan's Most Successful Season in Its History

#### Green and White Quintet Has Won Thirteen Out of Fourteen Conference Games—Summary of Players for the Season

Wesleyan 41; Eureka College 27.  
Wesleyan 23; Lake Forest 36.  
Wesleyan 35, De Paul University 25.  
Wesleyan 15; Lake Forest 25.  
Wesleyan 29; Normal University 28.  
Wesleyan 30; Millikin University 26.  
Wesleyan 46; Lombard College 33.  
Wesleyan 45; William & Vashti 36.  
Wesleyan 23; Bradley Institute 19.  
Wesleyan 13; Millikin University 29.  
Wesleyan 27; Shurtleff College 25.  
Wesleyan 23; Lombard College 19.  
Wesleyan 31; Normal University 22.  
Wesleyan 20; Hedding College, 10.  
Wesleyan 23; Lombard College, 13.  
Wesleyan 36; Shurtleff College, 21.  
Wesleyan 18; Millikin University 8.  
Wesleyan, total 478; points scored by opponents, 404.  
Games won by Wesleyan, 14; games lost, 3.  
Thirteen victories out of fourteen conference games is the record of the Wesleyan 'varsity bas-



Captain Fred H. Young

ketball five for the past season. The Methodists played in all seventeen regular games, not to mention a half dozen or more practice contests. Of the seventeen games, fourteen were victories, which is by far the best record ever made by a Methodist basketball team. While two defeats are chalked up against the team in as many games with Lake Forest, it must be admitted that the Foresters were played when the team was in the poorest shape of the season and neither of the games were a test of five's real skill. The team during the past season proved beyond a question of doubt that they could fight just as hard on the enemy's floor as on their own. Victories over Lombard, DePaul, Williams and Vashti, Bradley and Shurtleff are included in the list of the games played away from home. By winning three clean-cut victories in as many days the Green and White quintet established a record on their Western trip which has never been equaled by a minor college team in Illinois. Many successful trips have been made but in no case has a team completed its jaunt with not a single defeat marked up against them.

#### Also Claim Over Non-Conference Schools.

By defeating DePaul University of Chicago on its own floor, the

Due to inaccuracies in many of the yearbooks prior to 1945, some team photos may not match exactly with the year stated. We did our best to be as accurate as possible and we hope you enjoy the presentation.



# 1909-10

Head Coach: No Coach

Captain: F.R. Kerley

Record: 3-2

## 1909-10 Titans



# 1910-11

Head Coach: Fred Muhl

Captain: Arch Schaeffer

Record: 15-4



**1910-11 Titans**



# 1911-12

Head Coach: Fred Muhl

Captain: Fred Young

Record: 14-3

Conference Place: 1<sup>st</sup>

## 1911-12 Titans



# 1912-13

Head Coach: Fred Muhl

Captain: George Hinshaw

Record: 11-6



## 1912-13 Titans


# 1913-14

Head Coach: Fred Muhl

Captain: J. Norman Elliot

Record: 15-4

Conference Place: 1<sup>st</sup>



## 1913-14 Titans




# 1914-15

Head Coach: Fred Muhl

Captain: Harlan Hart

Record: 8-7



## 1914-15 Titans

# 1915-16



Head Coach: Fred Muhl

Captain: J. Norman Elliot

Record: 15-4

## 1915-16 Titans



# 1916-17

Head Coach: Fred Muhl

Captain: Howard Millard

Record: 7-9



## 1916-17 Titans



# 1917-18

Head Coach: Fred Muhl

Captain: Harlow Sutherland

Record: 11-4

## 1917-18 Titans



# 1918-19

Head Coach: Fred Muhl


Captain: Russell Strange

Record: 15-4

Conference Place: 1<sup>st</sup>



## 1918-19 Titans



# 1919-20


Head Coach: Fred Muhl

Captain: Russell Strange

Record: 7-8

## 1919-20 Titans





## 1920-21 Titans

# 1920-21

Head Coach: Fred Muhl

Captain: Irv Pennock

Record: 12-8




# 1921-22

Head Coach: Byron Wimberly

Captain: Frenchy Haussler

Record: 15-7



## 1921-22 Titans




# 1922-23

Head Coach: Byron Wimberly

Captain: Frank Finks

Record: 15-4

Conference Place: 1<sup>st</sup>



## 1922-23 Titans

# 1923-24

Head Coach: Clarence Cartwright

Captain: Tommy Oliver

Record: 16-4



## 1923-24 Titans




# 1924-25

Head Coach: Wally Roettger

Captain: Ross Anderson

Record: 12-7



## 1924-25 Titans

# 1925-26



Head Coach: Wally Roettger

Captain: Ross Anderson


Record: 14-4

Conference Place: 1<sup>st</sup>

## 1925-26 Titans



# 1926-27



Head Coach: Wally Roettger


Captain: Eldon Volk

Record: 14-2

Conference Place: 1<sup>st</sup>

## 1926-27 Titans

# 1927-28



Head Coach: Wally Roettger

Captain: Hugo Lindquist

Record: 13-1

Conference Place: 1<sup>st</sup>

## 1927-28 Titans



# 1928-29



Head Coach: Wally Roettger


Captain: Fritz Rhea

Record: 9-4

Conference Place: 1<sup>st</sup>

## 1928-29 Titans

# 1929-30



Head Coach: Wally Roettger

Captain: Joe Baker

Record: 10-5

## 1929-30 Titans



# 1930-31



Head Coach: Wally Roettger

Captain: Billy Meehan

Record: 8-10


## 1930-31 Titans

# 1931-32

Head Coach: Wally Roettger

Captain: John Callans


Record: 8-7



## 1931-32 Titans



# 1932-33



Head Coach: Wally Roettger

Captain: Barney Munday

Record: 12-5

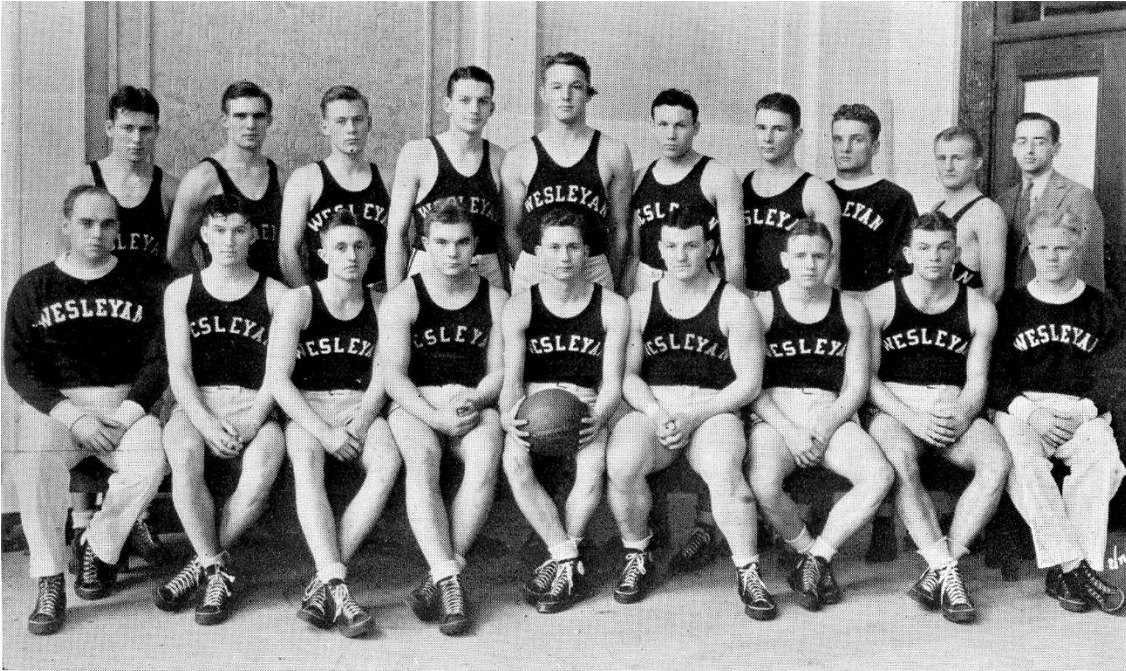
## 1932-33 Titans

# 1933-34

Head Coach: Wally Roettger


Captain: Tony Blazine

Record: 14-5



## 1933-34 Titans





# 1934-35

Head Coach: Wally Roettger  
Fred Parker

Captain: Willard Benson

Record: 10-7

## 1934-35 Titans


# 1935-36

Head Coach: Harry Bell

Captain: Jack Horenberger

Record: 20-0

Conference Place: 1<sup>st</sup>



## 1935-36 Titans




# 1936-37

Head Coach: Harry Bell

Captain: John Wallace

Record: 12-5



## 1936-37 Titans

# 1937-38

Head Coach: Harry Bell


Captains: George Ruff  
Ken Chittum

Record: 8-14



## 1937-38 Titans





# 1938-39

Head Coach: Harry Bell

Captains: George Walker  
Frank Soeka

Record: 11-12


## 1938-39 Titans

# 1939-40

Head Coach: Bob Voigts

Captain: Frank Soeka

Record: 17-5



## 1939-40 Titans



# 1940-41

Head Coach: Bob Voigts

Captains: Harry Anderson  
Ed Quigley

Record: 8-11



## 1940-41 Titans

# 1941-42

Head Coach: Don Drumm

Captain: Bob Crabtree

Record: 4-18



## 1941-42 Titans




# 1942-43

Head Coach: Jack Horenberger

Captain: Clyde Buettner

Record: 7-14



## 1942-43 Titans

# 1943-44



Head Coach: Cecil Russell

Captain: Wallace Waddington

Record: 1-14

## 1943-44 Titans





# 1944-45

Head Coach: Mel Brewer

Captain: Hank Bennett

Record: 8-8


## 1944-45 Titans

# 1945-46

Head Coach: Jack Horenberger

Captain: Hank Bennett


Record: 10-8



## 1945-46 Titans



# 1946-47



Head Coach: Jack Horenberger

Captain: Harry Anderson

Record: 8-9

Conference Place: T4 (6-4)

## 1946-47 Titans


# 1947-48

Head Coach: Jack Horenberger

Captain: Jim Hershbarger

Record: 11-9

Conference Place: T5 (4-6)



## 1947-48 Titans



# 1948-49



Head Coach: Jack Horenberger


Captain: None Elected

Record: 19-6

Conference Place: 1<sup>st</sup> (9-1)

## 1948-49 Titans

# 1949-50



Head Coach: Jack Horenberger

Captain: Fran Somers

Record: 12-11

Conference Place: 2<sup>nd</sup> (7-3)

## 1949-50 Titans



# 1950-51



Head Coach: Jack Horenberger

Captains: John Lane  
Steve Zebos

Record: 16-8

Conference Place: T2 (7-3)

## 1950-51 Titans

# 1951-52



Head Coach: Jack Horenberger

Captain: Bob Hildebrand

Record: 11-10

Conference Place: 5<sup>th</sup> (5-5)

## 1951-52 Titans



# 1952-53



Head Coach: Jack Horenberger

Captain: None Elected

Record: 15-5

Conference Place: T2 (7-2)

## 1952-53 Titans

# 1953-54



Head Coach: Jack Horenberger

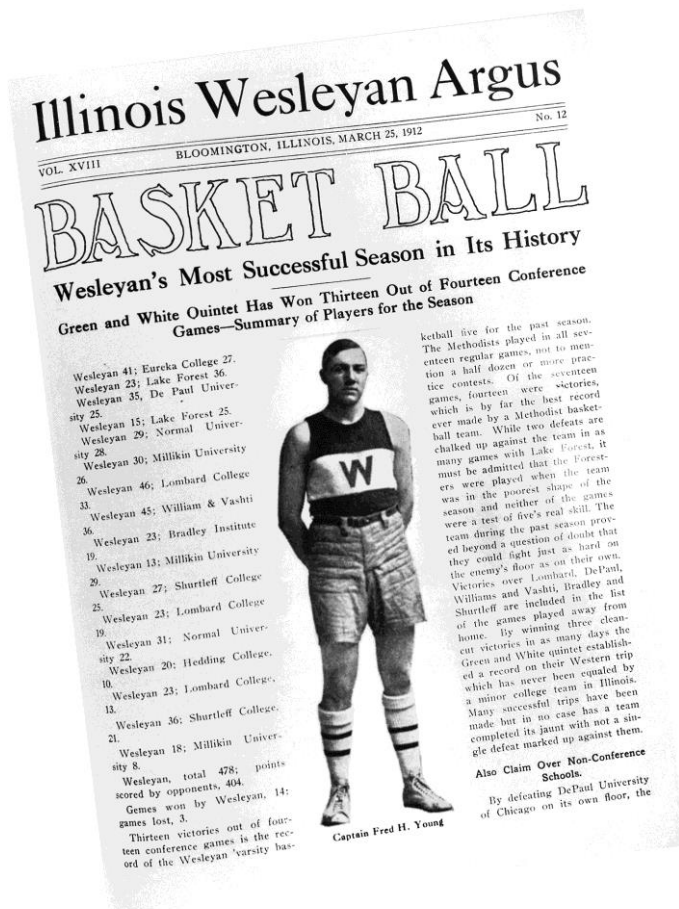
Captains: Earl Neeman,  
Fran Conlee &  
Howie Berggren

Record: 17-10

Conference Place: 1<sup>st</sup> (10-2)

## 1953-54 Titans





# 1954-55

Head Coach: Jack Horenberger

Captain: Glen Newton

Record: 16-10

Conference Place: 3<sup>rd</sup> (8-4)

## 1954-55 Titans


# 1955-56

Head Coach: Jack Horenberger

Captains: Glen Newton  
Teddy Winkles

Record: 14-9

Conference Place: 2<sup>nd</sup> (10-4)



## 1955-56 Titans



# 1956-57



Head Coach: Jack Horenberger

Captain: Chuck Hohlfelder

Record: 7-15

Conference Place: T4 (7-7)

## 1956-57 Titans

# 1957-58



Head Coach: Jack Horenberger

Captain: Dean Padgett

Record: 8-14

Conference Place: T4 (7-7)

## 1957-58 Titans



# 1958-59

Head Coach: Jack Horenberger

Captain: Dennis Mattix


Record: 6-18

Conference Place: T4 (6-8)



## 1958-59 Titans

# 1959-60



Head Coach: Jack Horenberger

Captain: Dennie Bridges

Record: 9-10

Conference Place: T1 (9-3)

## 1959-60 Titans



# 1960-61




Head Coach: Jack Horenberger

Captain: Dennie Bridges

Record: 17-11

Conference Place: 1<sup>st</sup> (7-3)

## 1960-61 Titans



# 1961-62



Head Coach: Jack Horenberger

Captain: Jon Hawthorne

Record: 17-10

Conference Place: 1<sup>st</sup> (11-1)

## 1961-62 Titans




# 1962-63

Head Coach: Jack Horenberger

Captain: Jerry Wisted

Record: 14-9

Conference Place: T3 (8-6)



## 1962-63 Titans

# 1963-64



Head Coach: Jack Horenberger

Captain: Vic Armstrong


Record: 12-10

Conference Place: T1 (9-3)

## 1963-64 Titans



# 1964-65



Head Coach: Jack Horenberger

Captain: Jim Hedrick

Record: 18-6

Conference Place: 1<sup>st</sup> (12-0)

## 1964-65 Titans

# 1965-66



Head Coach: Dennie Bridges

Captain: Jim Gresham

Record: 21-10

Conference Place: 1<sup>st</sup> (10-2)

## 1965-66 Titans



# 1966-67



Head Coach: Dennie Bridges

Captain: Steve Laub

Record: 15-11

Conference Place: 1<sup>st</sup> (10-2)

## 1966-67 Titans

# 1967-68



Head Coach: Dennie Bridges


Captain: Dennis Kagel

Record: 11-14

Conference Place: T4 (10-6)

## 1967-68 Titans





## 1968-69 Titans


# 1968-69

Head Coach: Dennie Bridges

Captain: Dennis Kagel

Record: 11-15

Conference Place: T4 (8-8)





## 1969-70 Titans

# 1969-70

Head Coach: Dennie Bridges



Captain: Tom Gramkow

Record: 21-4

Conference Place: 1<sup>st</sup> (16-0)







# 1970-71

Head Coach: Dennie Bridges

Captain: Sheldon Thompson

Record: 19-8

CCIW Place: T1 (12-4)

## 1970-71 Titans






# 1972-73

Head Coach: Dennie Bridges


Captain: Don Wright

Record: 15-9

Conference Place: T2 (10-6)



## 1972-73 Titans





# 1973-74

Head Coach: Dennie Bridges

Captains: Dan Hiser  
Curt Nord

Record: 12-12

Conference Place: 3rd (10-6)



## 1973-74 Titans







# 1974-75

Head Coach: Dennie Bridges

Captain: Bruce Foote

Record: 23-7

CCIW Place: 1<sup>st</sup> (14-2)

## 1974-75 Titans

# 1975-76

Head Coach: Dennie Bridges


Captains: Bruce Foote  
Jack Sikma

Record: 23-7

Conference Place: 1<sup>st</sup> (15-1)



## 1975-76 Titans





# 1976-77

Head Coach: Dennie Bridges


Captain: Jack Sikma

Record: 25-6

Conference Place: 1<sup>st</sup> (15-1)



## 1976-77 Titans



# 1977-78



Head Coach: Dennie Bridges

Captain: Chris Eldredge

Record: 13-11

Conference Place: 3<sup>rd</sup> (11-5)

## 1977-78 Titans



# 1978-79




Head Coach: Dennie Bridges

Captain: Dave Pavlik

Record: 14-11

Conference Place: 5<sup>th</sup> (9-7)

## 1978-79 Titans



# 1979-80

Head Coach: Dennie Bridges

Captain: Greg Yess

Record: 17-11

Conference Place: T3 (11-5)

## 1979-80 Titans





# 1980-81

Head Coach: Dennie Bridges

Captain: Greg Yess

Record: 15-11

CCIW Place: T2 (11-5)

## 1980-81 Titans


# 1981-82

Head Coach: Dennie Bridges

Captain: Greg Yess

Record: 20-8

Conference Place: T1 (13-3)



## 1981-82 Titans



# 1982-83

Head Coach: Dennie Bridges

Captain: Brad Gregurich


Record: 17-11

Conference Place: T2 (11-5)



## 1982-83 Titans

# 1983-84



Head Coach: Dennie Bridges

Captain: Blaise Bugajski

Record: 17-11

Conference Place: 1<sup>st</sup> (14-2)

## 1983-84 Titans




# 1984-85

Head Coach: Dennie Bridges

Captain: Tom Baffes

Record: 10-17

CCIW Place: 5<sup>th</sup> (8-8)



## 1984-85 Titans



# 1985-86

Head Coach: Dennie Bridges

Captain: Dwight Zivo

Record: 19-10

CCIW Place: 1<sup>st</sup> (14-2)

## 1985-86 Titans



# 1986-87



Head Coach: Dennie Bridges

Captains: Eric Bridges  
Keith Luechtefeld

Record: 17-10

CCIW Place: T2 (12-4)

## 1986-87 Titans



# 1987-88


Head Coach: Dennie Bridges

Captain: Brian Coderre

Record: 24-5

CCIW Place: 1<sup>st</sup> (15-1)

## 1987-88 Titans







# 1988-89

Head Coach: Dennie Bridges

Captains: Matt Chadesh

Record: 12-14

CCIW Place: T4 (7-9)

## 1988-89 Titans



# 1989-90

Head Coach: Dennie Bridges

Captains: Jeff Kuehl  
Mark Edmundson

Record: 22-9

CCIW Place: 2<sup>nd</sup> (14-2)

## 1989-90 Titans





# 1990-91

Head Coach: Dennie Bridges


Captains: Dave Kunka  
Jason Jones

Record: 18-9

CCIW Place: 1<sup>st</sup> (15-1)

## 1990-91 Titans

# 1991-92



Head Coach: Dennie Bridges

Captain: Dave Kunka


Record: 22-6

CCIW Place: 1<sup>st</sup> (14-2)

## 1991-92 Titans



# 1992-93



Head Coach: Dennie Bridges

Captains: Steve Kuehl  
Brian Martin  
Dave Kunka  
Steve Czirjak

Record: 16-9

CCIW Place: 2<sup>nd</sup> (9-6)

## 1992-93 Titans

# 1993-94



Head Coach: Dennie Bridges

Captains: John Lipic  
Mike Groenenboom

Record: 19-8

CCIW Place: 1<sup>st</sup> (11-3)

## 1993-94 Titans



# 1994-95

Head Coach: Dennie Bridges


Captains: Mark Aubry  
Chad Hutson

Record: 24-4

CCIW Place: 1<sup>st</sup> (13-1)



## 1994-95 Titans



# 1995-96

Head Coach: Dennie Bridges

Captains: Chris Simich  
Brady Knight

Record: 28-3

CCIW Place: 2<sup>nd</sup> (12-2)

NCAA: 3<sup>rd</sup> Place

## 1995-96 Titans



# 1996-97


Head Coach: Dennie Bridges

Captain: Bryan Crabtree


Record: 13-1


CCIW Place: 1<sup>st</sup> (13-1)

NCAA: National Champions



## 1996-97 Titans





# 1997-98

Head Coach: Dennie Bridges

Captain: Andrew Boyden


Record: 22-5

CCIW Place: 1<sup>st</sup> (13-1)

## 1997-98 Titans



# 1998-99



Head Coach: Dennie Bridges

Captains: Andrew Boyden  
Nathan Hubbard

Record: 17-9

CCIW Place: 2<sup>nd</sup> (10-4)

## 1998-99 Titans


# 1999-00

Head Coach: Dennie Bridges

Captain: Korey Coon

Record: 17-8

CCIW Place: 3<sup>rd</sup> (9-5)



## 1999-00 Titans





# 2000-01

Head Coach: Dennie Bridges

Captain: Adam Osborne

Record: 24-7

CCIW Place: 3rd (10-4)

NCAA: 3<sup>rd</sup> Place



## 2000-01 Titans


# 2001-02

Head Coach: Scott Trost

Captain: Ryan McCreery

Record: 12-13

CCIW Place: T4 (6-8)



## 2001-02 Titans




# 2002-03

Head Coach: Scott Trost

Captains: Luke Kasten  
John Camardella


Record: 22-6

CCIW Place: T1 (11-3)



## 2002-03 Titans

# 2003-04



Head Coach: Scott Trost

Captain: Jim Lehan

Record: 21-7

CCIW Place: 1<sup>st</sup> (12-2)

## 2003-04 Titans



# 2004-05

Head Coach: Scott Trost

Captains: Adam Dauksas  
Keelan Amelianovich  
Cory Jones

Record: 21-5

CCIW Place: 1<sup>st</sup> (12-2)



## 2004-05 Titans



# 2005-06

Head Coach: Scott Trost


Captains: Adam Dauksas  
Keelan Amelianovich  
Cory Jones

Record: 25-7

CCIW Place: T2 (9-5)

NCAA: 3<sup>rd</sup> Place

## 2005-06 Titans







# 2006-07

Head Coach: Ron Rose

Captains: Zach Freeman  
Andrew Freeman

Record: 11-14

CCIW Place: 7<sup>th</sup> (4-10)

## 2006-07 Titans


# 2007-08

Head Coach: Ron Rose

Captains: Darius Gant  
Andrew Gilmore

Record: 16-11

CCIW Place: T2 (9-5)



## 2007-08 Titans







# 2008-09

Head Coach: Ron Rose

Captains: Brett Chamernik  
Sean Dwyer

Record: 13-12

CCIW Place: 7<sup>th</sup> (5-9)

## 2008-09 Titans

# 2009-10

Head Coach: Ron Rose

Captains: Sean Dwyer

Record: Currently > 10-2


CCIW Place: TBD



## 2009-10 Titans



# MEMORIAL GYM



Years of use: 1909–1961

Record: 617–411

Conference

Championships: 14



# FRED YOUNG FIELD HOUSE



Years of use: 1962–1994

Record: 311–80 (Home)  
550–307 (Overall)

CCIW Championships: 16





# SHIRK CENTER



Years of use: 1994–present

Record: 167– 30 (Home)  
303–114 (Overall)

CCIW Championships: 6




# COACH JACK HORENBERGER

➤ 1942/43, 1945 – 1965

➤ 21 Seasons

➤ 264 Victories

➤ 7 CCIW Championships





# COACH DENNIE BRIDGES



➤ 1965 – 2001

➤ 36 Seasons

➤ 667 victories

➤ 17 CCIW Championships

➤ 3 trips to the NCAA  
Division 3 Final Four

➤ 1 National Championship



# COACH SCOTT TROST



- 2001 – 2006
- 5 Seasons
- 101 Victories
- 3 CCIW Championships
- 1 trip to the NCAA Division 3 Final Four (3<sup>rd</sup> Place)



# COACH RON ROSE



- 50 Victories
- 3 ½ Seasons
- 1988 Alum



# **TITANS - NALA TOURNAMENT**

**8 - Tournament Appearances**

**7-8 Overall record**





# **TITANS - NCAA TOURNAMENT**

**23 Years as a member of the NCAA – 17**

**Tournament Appearances**

**39-18 Overall Record**

**1996, 2001, 2006 – 3<sup>rd</sup> Place**

**1997 – National Champions**



# 1997 NATIONAL CHAMPIONS!





# TEAM RECORDS:

- ▶ **MOST POINTS SCORED**

Game: 132 vs. Grinnell, March 1, 2001 (132-91) [also NCAA D-III tournament record]

Season: 2,616, 1987-88

Season game average: 90.2, 1987-88

- ▶ **MOST POINTS ALLOWED**

Game: 122 vs. Lincoln (Mo.) Dec. 29, 1966 (122-84)

Season: 2,344, 1989-90

- ▶ **MOST COMBINED POINTS**

Game: 228, Dec. 11, 1999 (IWU 115, Aurora 113 2OT)

Season: 4,864, 1987-88 (IWU 2,616; opponents 2,248)

- ▶ **WINNING MARGIN**

Game: 71 (vs. Rockford, 1995-96, 110-39; and vs. Eureka, 1913-1914, 84-13)

Season: 15.9, 1994-95 (IWU 88.2; opponents 72.3)

- ▶ **LOSING MARGIN**

Game: 60 vs. Iowa Dec. 15, 1984 (99-39)

- ▶ **MOST VICTORIES**

Season: 29, 1996-97 (29-2)

Consecutive: 24, 1935-37

- ▶ **MOST LOSSES**

Season: 18, 1941-42 (4-18)

Consecutive: 20, 1942-44

- ▶ **SEASON PERCENTAGE**

Best: 1.000, 1935-36 (20-0)

Worst: .067, 1943-44 (1-14)

# TEAM RECORDS CONTINUED:

- ▶ **FIELD GOALS MADE**  
Game: 56 vs. Carroll Jan. 6, 1967  
Season: 1,028, 1965-66
- ▶ **FIELD GOAL PERCENTAGE**  
Game: .783 at Elmhurst Feb. 2, 1990 (36 of 46)  
Season: .527, 1982-83 (855 of 1,622)
- ▶ **3-POINT FIELD GOALS MADE**  
Game: 19 vs. Millikin, Feb. 20, 1993  
Season: 208, 1992-93
- ▶ **3-POINT FIELD GOAL PERCENTAGE**  
Game: .786 at North Central Feb. 21, 1990 (11 of 14)  
Season: .439, 1992-93 (208 of 474)
- ▶ **FREE THROWS MADE**  
Game: 40 vs. Grinnell, March 1, 2001 (40 of 50)  
Season: 616, 1996-97 (of 790)
- ▶ **REBOUNDS**  
Game: 73 vs. Carroll Dec. 6, 1969  
Season: 1,401, 1976-77  
Season game average: 47.2, 1971-72
- ▶ **FREE THROW PERCENTAGE**  
Season: .788, 1993-94 (497 of 631)
- ▶ **BEST CONFERENCE RECORD**  
Season: 16-0, 1935-36 and 1969-70; 12-0, 1927 and 1964-65
- ▶ **CONSECUTIVE CONFERENCE GAMES WON**  
26, 1963-66



# SIMPLY AMAZING!

Team --- Years --- Record --- Pct.

- 1. Wittenberg---98---1588-641---.712
- 2. Wooster---109---1495-757---.664
- 3. Illinois Wesleyan---100---1460-830---.638
- 4. St. Thomas (MN)---100---1450-809---.642
- 5. Hope---104---1429-712---.667
- 6. Nebraska Wesleyan---104---1335-935---.588
- 7. Randolph-Macon---100---1328-856---.608
- 8. Springfield---96---1325-882---.600
- 9. Williams---108---1318-696---.598
- 10. Gustavus Adolphus---100---1316-907---.592

# SETTING THE RECORDS STRAIGHT

## ■ Scoring Leaders:

(in Conference)

- ✓ 1957 – Dean Padgett (269)
- ✓ 1962 – Paul Grady (260)
- ✓ 1982 – Blaise Bugajski (292)
- ✓ 1984 – Blaise Bugajski (405)
- ✓ 1999 – Korey Coon (267)
- ✓ 2002 – Luke Kasten (293)
- ✓ 2007 – Zach Freeman (314)

## ■ FG % Leaders: (in Conference)

- ✓ 1965 – Steve Laub (.496)
- ✓ 1968 – Tom Gramkow (.537)
- ✓ 1984 – Doug Thomas (.610)
- ✓ 1990 – Jeff Kuehl (.645)
- ✓ 1991 – David Caldwell (.646)
- ✓ 1997 – Andy Boyden (.659)
- ✓ 1998 – Brent Niebrugge (.687)
- ✓ 2005 – Matt Arnold (.613)
- ✓ 2006 – Cory Jones (.624)



# SETTING THE RECORDS STRAIGHT

## ❑ Free Throw % Leaders: (in Conference)


- |                                 |                                 |
|---------------------------------|---------------------------------|
| ✓ 1956 – Chuck Hohfelder (.870) | ✓ 1982 – Brad Gregurich (.893)  |
| ✓ 1964 – Jim Hendrick (.917)    | ✓ 1984 – Blaise Bugajski (.905) |
| ✓ 1965 – Jim Gresham (.813)     | ✓ 1988 – Bill Braksick (.940)   |
| ✓ 1968 – Dennis Kagel (.847)    | ✓ 1989 – Mark Edmundson (.900)  |
| ✓ 1969 – Tom Gramkow (.869)     | ✓ 1991 – David Caldwell (.908)  |
| ✓ 1970 – Tom Gramkow (.865)     | ✓ 1993 – Mark Aubry (.945)      |
| ✓ 1975 – Bob Spear (.933)       | ✓ 1997 – Korey Coon (.897)      |
| ✓ 1977 – Al Black (.935)        | ✓ 2000 – Korey Coon (.967)      |

# SETTING THE RECORDS STRAIGHT

## ❑ 3 Pt. FG % Leaders:

(in Conference)

- ✓ 1993 – Steve Kuehl (.506)
- ✓ 1997 – Korey Coon (.500)
- ✓ 1998 – Korey Coon (.557)
- ✓ 1999 – Korey Coon (.487)



Korey Coon '99

## ❑ Rebounding Leaders:

(in Conference)

- ✓ 1975 – Jack Sikma (237)
- ✓ 1977 – Jack Sikma (267)
- ✓ 1984 – Doug Thomas (166)
- ✓ 1986 – Keith Leuchtefeld (159)
- ✓ 2007 – Zach Freeman (113)
- ✓ 2008 – Darius Gant (156)



# SETTING THE RECORDS STRAIGHT

## ☐ Career CCIW Games ONLY

### ❖ 1,000 Pts Scored

- ✓ 1977 – Jack Sikma (1307)
- ✓ 1984 – Blaise Bugajski (1220)
- ✓ 1982 – Greg Yess (1107)
- ✓ 1971 – Sheldon Thompson (1012)

### ❖ Most Rebounds

- ✓ 1977 – Jack Sikma (811)
- ✓ 1971 – Sheldon Thompson (723)

### ❖ Free Throw %

- ✓ 1995 – Chad Hutson (.876)

### ❖ Field Goal %

- ✓ 1991 – David Caldwell (.625)
- ✓ 1979 – Al Black (.580)
- ✓ 1990 – Jeff Kuehl (.576)

### ❖ 3 Pt %

- ✓ 2006 – Keelan Amelianovich (.485)
- ✓ 1993 – Steve Kuehl / Steve Czirjak (.457)

# SETTING THE RECORDS STRAIGHT


## ❑ 2,000 Pts: (All Games)

- ✓ 1977 – Jack Sikma (2272)
- ✓ 1984 – Blaise Bugajski (2062)

## ❑ Top Single Game Scoring:

(in Conference)

- ✓ 1977 – Jack Sikma (44)
- ✓ 2000 – Korey Coon (42)



Jack Sikma '77



# SETTING THE RECORDS STRAIGHT

## ❑ Other CCIW Records:

### ❖ Individual Records (Season):

- ❑ Field Goal Pct. (Min 100 Attempts)  
1998 – David Caldwell (.687)

### ❖ Individual Records (Career):

- ❑ Field Goal Pct. (Min 300 Attempts)  
1998–91 – David Caldwell (.625)

### ❖ Team Records (Game):

- ❑ Field Goal Pct. (Offense)
  - ✓ Vs. Elmhurst (.783)
- ❑ 3 Pt. Field Goals Made
  - ✓ 1993 – vs. Millikin (19)
- ❑ Free Throw %
  - ✓ 1988 – vs. Millikin (1.000 > 20/20)

# SETTING THE RECORDS STRAIGHT

## ❑ Other CCIW Records:

### ❑ Team Records (Game):

- ❖ Least Points (losing team)  
2/25/06 – 49 vs. North Central
- ❖ Largest Margin of Victory  
2/24/06 – +14 vs. Augustana (87–67)
- ❖ Best Field Goal % (Min 25 Attempts)  
2/29/08 – 55% (28 of 47) vs. Wheaton

### ❑ Individual Records (Game):

- ❖ Most Assists  
2/27/06 – Adam Dauksas (8) vs. Augustana